

# Conic Collection

## Table



Conic is a highly versatile table programme made up of central bases in plywood and tabletops in different formats and finishes. Its elegant conical shape presents a subtle geometric transition that transforms from a circle to a square, giving each base height its own unique shape. Conic bases work both individually and in multiple configurations to create high-capacity bars and tables.

# Conic Collection

**Column / Columna**

Ash plywood column, finished in natural or lacquered wood.  
Optional version with multiple columns.

Madera contrachapada de fresno, acabada en madera natural o lacada. Versión opcional con varias columnas.

 Available with Charging System / Disponible con sistema de carga



**Top / Sobre**

Top SOB — 633-01: 25 mm MDF with ash veneer finished in natural or lacquered wood.


Top SOB — 633-01: MDF de 25 mm con chapa de fresno, acabada en madera natural o lacada.

**Base**

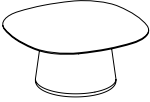
Water-repellent MDF lacquered in the same RAL colour. In the case of natural wood, the lacquer is RAL 1013 matt.

DM hidrófugo lacado en el mismo color RAL. En el caso de madera natural el lacado es RAL 1013 mate.


## Collection Models



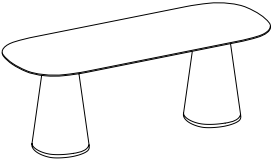
**Conic side table**  
H45 / Top: 60x60



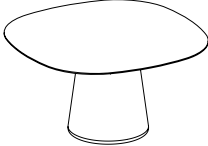
**Conic low table**  
H45 / Top: 100x100



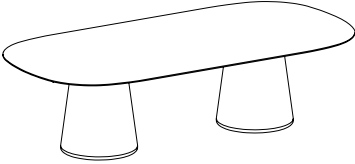
**Conic medium table**  
H75 / Top: 90x90



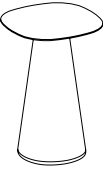
**Conic double medium table**  
H75 / Top: 220x100



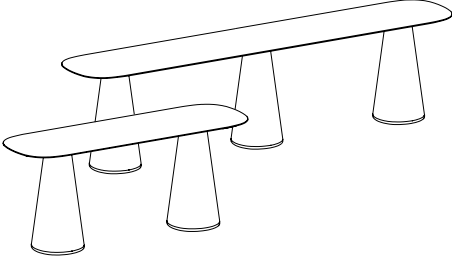
**Conic large table**  
H75 / Top: 140x140



**Conic conference table**  
H75 / Top: 290x140



**Conic high table**  
H105 / Top: 80x80



**Conic high table - multiple bases**  
H105 / Top: 240x80

# Conic High Table



High table with ash plywood column. Finished in natural wood or lacquered ash with 3 cm water-repellent MDF base and metal plate to fix the table top, both powder coated in RAL colours\*.

\*Base and metal plate in RAL colours: for natural ash finish, RAL 1013 is applied. For RAL lacquered ash, the same RAL color is applied. For specific cases, consult our commercial department.

## Ref.

### 626-01 Conic High Column

with ash plywood column base, no including table top.


### 626-02 Conic High Table

with ash plywood column base and ash table top SOB 633

Recommended table top:  
min. 70 x 70 cm - max. 100 x 100 cm

## Dimension

70x70 - 100x100



Column weight 19 kg/u  
Counterweight: Between 12-20kg  
depends on the table top size

Volumetric Packaging  
1u. 65,5 x 48,5 x 112 cm

Available with Charging System



# Conic Double High Table

---



Double high table with ash plywood column, finished in natural wood or in lacquered ash, with 3 cm water-repellent MDF base and metal plate to fix the table top, both powder coated in RAL colours\*.

\*Base and metal plate in RAL colours: for natural ash finish, RAL 1013 is applied. For RAL lacquered ash, the same RAL color is applied. For specific cases, consult our commercial department.

## Ref.

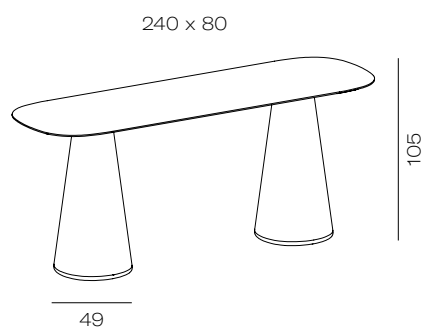
---

**626-03 Conic double High Table**  
with wooden plywood columns.

Recommended top: SOB 633 240x80cm.  
For other table top sizes, please consult with our commercial department.

## Dimension

---



Columns and top weight 91 kg/u

Volumetric Packaging  
1u. 65,5 x 48,5 x 112 cm

---

Available with Charging System



# Conic Large Table



Wide based large table with ash plywood column, finished in natural wood or in lacquered ash, with 3 cm water-repellent MDF base and metal plate to fix the table top, both powder coated in RAL colours\*.

\*Base and metal plate in RAL colours: for natural ash finish, RAL 1013 is applied. For RAL lacquered ash, the same RAL color is applied. For specific cases, consult our commercial department.

## Ref.

### 627-01 Conic Large Table

with ash plywood column base, no including table top.

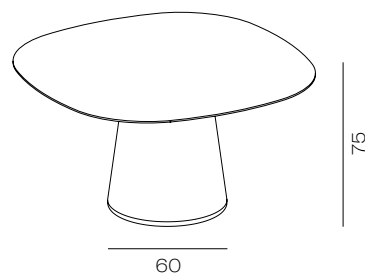
### 627-02 Conic High Table

with ash plywood column base and ash table top SOB 633

Recommended table top:  
min. 120 x 120 cm - max. 160 x 160 cm

## Dimension

120 x 120 / 160 x 160



Column weight 37 kg/u  
Counterweight: Between 25-60kg  
depends on the table top size

Volumetric Packaging  
1u. 68 x 57 x 88 cm

Available with Charging System



# Conic Conference Table



Double wide based large table with ash plywood column, finished in natural wood or in lacquered ash, with 3 cm water-repellent MDF base and metal plate to fix the table top, both powder coated in RAL colours\*.

\*Base and metal plate in RAL colours: for natural ash finish, RAL 1013 is applied. For RAL lacquered ash, the same RAL color is applied. For specific cases, consult our commercial department.

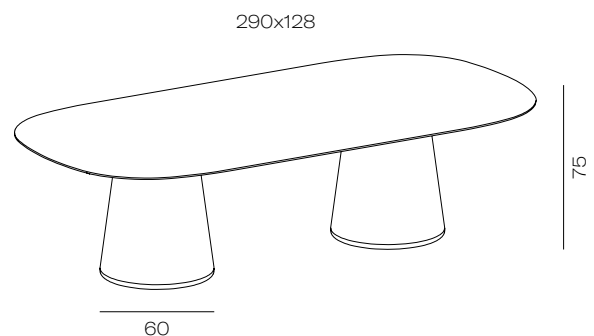
## Ref.

### 627-03 Conic Conference Table

with plywood column base and ash table top SOB 633.

Recommended top: SOB 633 290x128cm.  
For other table top sizes, please consult with our commercial department.

## Dimension



Columns and top weight 131 kg/u

Volumetric Packaging  
1u. 68 x 57 x 88 cm

Available with Charging System





# Conic Medium Table



Medium table with ash plywood column finished in natural wood or in lacquered ash, with 3 cm water-repellent MDF base and metal plate to fix the table top, both powder coated in RAL colours\*.

\*Base and metal plate in RAL colours: for natural ash finish, RAL 1013 is applied. For RAL lacquered ash, the same RAL color is applied. For specific cases, consult our commercial department.

## Ref.

### 628-01 Conic Medium Table

with ash plywood column base, no including table top.

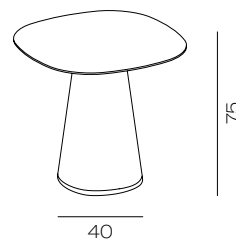
### 628-02 Conic High Table

with ash plywood column base and ash table top SOB 633

Recommended table top:  
min. 80 x 80 cm - max. 100 x 100 cm

## Dimension

80 x 80 / 100 x 100



Column weight 13 kg/u  
Counterweight: Between 25-70kg  
depends on the table top size

Volumetric Packaging 1u. 58,8 x  
48,5 x 94 cm

Available with Charging System



# Conic Double Medium Table

---



Double medium table with ash plywood column finished in natural wood or in lacquered ash, with 3 cm water-repellent MDF base and metal plate to fix the table top, both powder coated in RAL colours\*.

\*Base and metal plate in RAL colours: for natural ash finish, RAL 1013 is applied. For RAL lacquered ash, the same RAL color is applied. For specific cases, consult our commercial department.

---

## Ref.

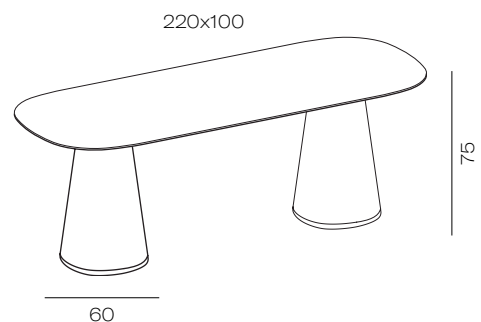
### 628-03 Conic Conference Table

with plywood column base and ash table top SOB 633.

Recommended top: SOB 633 220x100cm.  
For other table top sizes, please consult with our commercial department.

---

## Dimension



Columns and top weight 59 kg/u

Volumetric Packaging  
1u. 62,8 x 56,8 x 86,8 cm

---

Available with Charging System





# Conic Low Table



Large Low table with ash plywood column, finished in natural wood or in lacquered ash, with 3 cm water-repellent MDF base and metal plate to fix the table top, both powder coated in RAL colours\*.

\*Base and metal plate in RAL colours: for natural ash finish, RAL 1013 is applied. For RAL lacquered ash, the same RAL color is applied. For specific cases, consult our commercial department.

## Ref.

### 629-01 Conic side column

with ash plywood column base without table top.

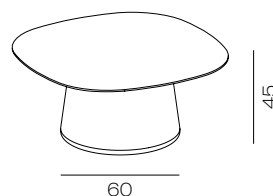
### 629-02 Conic side table

with plywood column base and ash table top SOB 633.

Recommended table top:  
min. 100 x 100 cm - max. 160 x 160 cm

## Dimension

100 x 100 / 160 x 160



Column weight 13 kg/u  
Counterweight: Between 25-60kg  
depends on the table top size

Volumetric Packaging  
1u. 68 x 57 x 88 cm

Available with Charging System



# Conic Side Table

---



Low table with ash plywood column, finished in natural wood or in lacquered ash, with 3 cm water-repellent MDF base and metal plate to fix the table top, both powder coated in RAL colours\*.

\*Base and metal plate in RAL colours: for natural ash finish, RAL 1013 is applied. For RAL lacquered ash, the same RAL color is applied. For specific cases, consult our commercial department.

## Ref.

---

### 630-01 Conic Side Table

with ash plywood column base without table top.

### 630-02 Conic side table

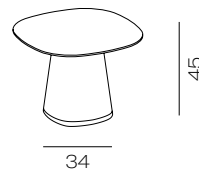
with plywood column base and ash table top SOB 633.

Recommended table top:  
min. 50 x 50 cm - max. 70 x 70 cm

## Dimension

---

50 x 50 / 70 x 70



Column weight 5 kg/u  
Counterweight: Between 20-30kg  
depends on the table top size

Volumetric Packaging  
2u. 41,5 x 41,5 x 84 cm

---

Available with Charging System



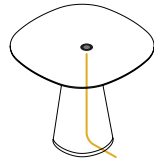
# Connectivity Conic

The Conic collection offers the possibility to incorporate connectivity in both the table top and the column. Different installation options:



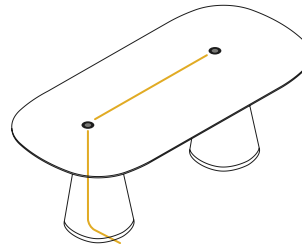
**Connectivity in the column**  
only compatible with 634-O-01 accessory

1. The cable enters through the base of the column.
2. The cable runs up the inside of the column to the connection element.



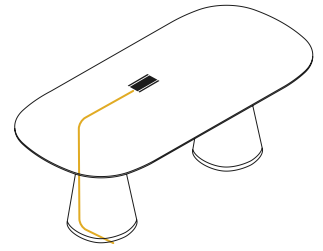
**Central connectivity**  
compatible with all accessories

1. The cable enters through the base of the column.
2. The cable runs up the inside of the column to the connection element.



**Two connectivity points**  
compatible with all accessories with the exception of the retractable ones

1. The cable enters through the base of the column.
2. The cable runs up the inside of the column until element A and is connected with element B via an aluminium profile installed under the table top.




**Central connectivity between two columns**  
compatible with 634-F-01 and with 634-B-01

1. The cable enters through the base of the column.
2. The cable runs up the inside of the column until the central connection element via an aluminium profile installed under the table top.

## Accessories

The standard finish is black, contact the sales team for other colours.



**634-O-01  
Connection element**  
Offers the possibility to place the element on the side of the column  
Includes: 1 USB A charger/ 1 USB C charger



**634-C-01  
Connection element**  
Includes: 1 plug/ 1 USB A charger/ 1 USB C charger



**634-I-01  
Connection element**  
Includes: 1 plug/ 1 USB A charger/ 1 USB C charger //a rotating lid with wireless induction charging



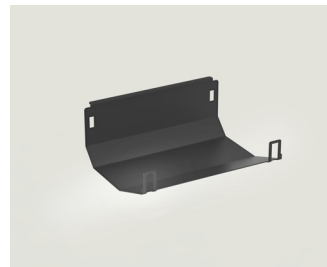
**634-Q-01  
Charging element**  
Includes: wireless induction charging  
Mounting on or under the surface



**634-P-01  
Retractable charging element**  
Includes: 2 plugs/ 1 USB A charger/ 1 USB C charger



**634-F-01  
Retractable charging element**  
Includes: 2 plugs/ 1 USB A charger/ 1 USB C charger



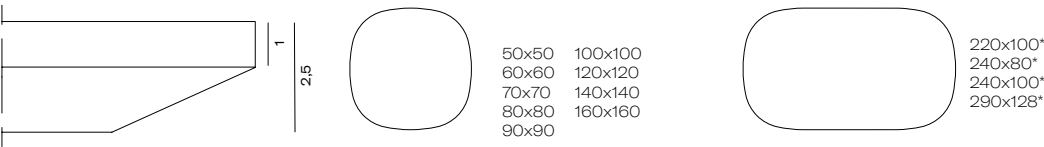
**634-B-01**  
Lower protection element for the 634-F element in tables with two columns and with connectivity in the centre of the table top.



25 mm MDF plywood in beech, ash, oak or laminated wood. 1 mm plywood edge. Beveled bottom edge. Optional drawer on underside for flush fitting of metal plate. Finished in natural wood, stained or lacquered depending on material.

Ref.

SOB-633



\*For the 220x100, 240x80, 240x100 or 290x128 cm rectangular top, two units of Ref. 626, 627 or 628 are necessary.

# Wooden Finishes


## Acabados madera

Natural varnished wood /  
Madera natural embarnizada



Ash / Fresno

Dye ash wood/  
Fresno tintado




Ash Extra White

Ash Light

Ash Medium

Ash Dark

Lacquered ash wood /  
Fresno lacado



White  
RAL 9003

Light Grey  
RAL 7044

Middle Grey  
RAL 7030


Dark Grey  
RAL 7039

Black  
RAL 9004

Pink  
RAL 3012

Clay  
RAL 8004

Wine  
NCS 8010 Y90R



Sand  
RAL 1013

Salvia  
RAL 1000

Tortellà  
RAL 1027

Green  
RAL 6013

Liquen  
NCS 2010-G70Y

Moss  
RAL 6005

Lagoon  
RAL 5020

Blue  
RAL 5004


Varnish Finishes and Laquered RAL Finishes (Open Pore)  
EM extra matt / AN satin

# Mineral Finishes Dekton

---

## Group 0

---




AERIS                      ETER

---

## Group 1

---




EDORA                      SIRIUS                      FOSSIL                      KERANIUM

---

## Group 2

---




KAIROS                      LUNAR                      ZENITH                      KRETA                      AVORIO

---

## Group 4

---



OLIMPO



# Mineral Finishes

## Silestone

---

### Group 2

---



Cemento spa

---

### Group 3

---



Desert silver

---

### Group 4

---




Et Serena



Soapstone



Pearl Jasmine



Arcilla Red




Cala Blue



Cincel Grey



Faro White




Posidonia Green


---

### Group 5

---




Iconic white




Et. Marfil

# Melamine - Laminate

## Egger




Blanco alpino  
W1100 ST9



Gris cashemira  
U702 ST9



Gris claro  
U708 ST9




Gris arcilla  
U727 ST9



Gris macadán  
U732 ST9



Gris grafito  
U961 ST9



Negro  
U999 ST9